

NATIONAL STANDARD (INDIA) LIMITED

Lodha Excelus, N.M Joshi Marg, Mahalaxmi, Mumbai 400 011, India

Date: 19th October, 2016

Ref: CS /2016/A/169/19/10/706

The Listing Dept., Bombay Stock Exchange Limited Phiroze Jeejeebhoy Towers, Dalal Street, Mumbai 400 001.	The Listing Dept. The Calcutta Stock Exchange Association Limited, 7, Lyons Range, Calcutta- 700 001.
--	---

Dear Sir(s),

Sub: Shareholding Pattern under Regulation 31(1)(b) of SEBI (Listing Obligations And Disclosure Requirements)

With reference to the captioned subject, please find enclosed Shareholding Pattern under Regulation 31(1) (b) of SEBI (Listing Obligations and Disclosure Requirements) for the Quarter ended 30th September, 2016.

Kindly take the same on record.

Thanking you,

Yours truly,

For National Standard (India) Limited

Varun's Shah
Varun Shah
Company Secretary & Compliance Officer



NATIONAL STANDARD (INDIA) LTD.
Format of Holding of Specified Securities

- 1 Name of the entity : **NATIONAL STANDARD (INDIA) LTD.**
- 2 Scrip Code /Name of Scrip/ Class of Secur: **BSE : 504882**
- 3 Share Holding Pattern filed under Reg 31(1)(b) for Quarter ended September 30, 2016
- 4 **DECLARATION** : The Listed Entity is required to submit the following declaration to the extent of Submission of information :

Particulars

- 1 Whether the Listed Entity has issued any partly paid up shares ? **NO**
- 2 Whether the Listed Entity has issued any Convertible Securities or Warrants ? **NO**
- 3 Whether the Listed Entity has any shares against which Depository receipts are issued ? **NO**
- 4 Whether the Listed Entity has any shares in locked-in ? **NO**
- 5 Whether any shares held by Promoters are pledged or otherwise encumbered ? **NO**
- 6 Whether the Listed entity has issued any differential voting rights? **NO**


CR MANAGEMENT SERVICES PVT. LTD.

Representative

TABLE I : Summary Statement of holding of Specified Securities

30.09.2016

(i)	(ii)	(iii)	(iv)	(v)	(vi)	(vii)	(viii)	(ix)			(x)	(xi)	(xii)	(xiii)	(xiv)	
								(vi) = (v) + (vii) + (viii)	(ix)	(x)						
Category	Category of Shareholder	No of shareholders	No of fully paid up equity shares held	No of partly paid-up shares held	No of shares underlying depository Receipts	Total No of shares held	Shareholding as a % of total no of shares (as a % of A+B+C2)	Number of Voting Rights held in each class of securities			No of shares underlying outstanding convertible securities (including warrants)	Shareholding as a % assuming full conversion of convertible securities (as a % of diluted share capital A+B+C2)	Number of Locked in shares	Number of shares pledged or otherwise encumbered	Number of equity shares held in dematerialised form	
								No of voting rights								
								Class X	Class Y	Total	Total as a % of A+B+C					
A	Promoter & Promoter Group	1	14788099	0	0	14788099	73.94	14788099	0	14788099	73.94	0	73.94	0	0	14788099
B	Public	1020	5211901	0	0	5211901	26.06	5211901	0	5211901	26.06	0	26.06	0	0	1509
C	Non Promoter -Non Public	NA	NA	NA	NA	NA	NA	NA	NA	NA	NA	NA	NA	NA	NA	NA
C1	Shares underlying DRS	NA	NA	NA	NA	NA	NA	NA	NA	NA	NA	NA	NA	NA	NA	NA
C2	Shares held by Employee Trusts	NA	NA	NA	NA	NA	NA	NA	NA	NA	NA	NA	NA	NA	NA	NA
Total		1021	20000000	0	0	20000000	100.00	20000000	0	20000000	100.00	0	100.00	0	0	14789608

Note : Promoter and Promoter Group shall have the same meaning as defined under SEBI (Issue of Capital and Disclosure Requirements) Regulations, 2009


CS MANAGEMENT SERVICES P.L.L.C.

 Registrars

TABLE II : Statement showing Shareholding Pattern of Promoter and Promoter Group

Category and Name of the Shareholders	PAN	No of shareholders	No of fully paid up equity share held	No of partly paid-up shares held	No of shares underlying Depository Receipts	Total No of shares held VII = (V) + (VI)	Shareholding % calculated as per SCRR 1957 As a % of (A+B+C2)	No of voting rights		No of shares underlying outstanding convertible securities (excluding warrants)	Shareholding as a % assuming full conversion of convertible securities as a % of diluted share capital (A+(B+C2))	Number of Locked in shares	Number of shares pledged or otherwise encumbered	Number of equity shares held in dematerialised form
								Class X	Class Y					
1. Indian														
(a) Individuals/ HUF		0	0	0	0	0	0	0	0	0	0	0	0	0
(b) Central/State Governments		0	0	0	0	0	0	0	0	0	0	0	0	0
(c) Financial Institutions/Banks		0	0	0	0	0	0	0	0	0	0	0	0	0
(d) Any Other (Specify)		0	0	0	0	0	0	0	0	0	0	0	0	0
Bodics Corporate														
Amarnath Constructions	AAGCA51321	1	14788099	0	0	14788099	73.94	14788099	14788099	0	73.94	0	0	14788099
Sub-Total (A)(1)			1	14788099	0	14788099	73.94	14788099	14788099	0	73.94	0	0	14788099
2. Foreign														
(a) Individuals (NRU/Foreign)		0	0	0	0	0	0	0	0	0	0	0	0	0
(b) Government		0	0	0	0	0	0	0	0	0	0	0	0	0
(c) Institutions		0	0	0	0	0	0	0	0	0	0	0	0	0
(d) Foreign Portfolio Investor		0	0	0	0	0	0	0	0	0	0	0	0	0
(e) Any other		0	0	0	0	0	0.00	0	0	0	0.00	0	0	0
Sub-Total (A)(2)			0	0	0	0	0.00	0	0	0	0.00	0	0	0
Total Shareholding of Promoter and Promoter Group														
(A) = (A)(1) + (A)(2)		1	14788099	0	0	14788099	73.94	14788099	14788099	0	73.94	0	0	14788099

Note :
 1. PAN Would not be displayed on website of stock exchanges
 2. The term "encumbrance" has the same meaning as assigned under Regulation 28(3) of SEBI (Substantial Acquisition of Shares and Takeovers) Regulations, 2011



 ANIL KUMAR
 DIRECTOR
 CB MANAGEMENT SERVICES P. LTD.

TABLE III - Statement showing Shareholding Pattern of Public Shareholder

30.09.2016


I	Institutions	(i)	(ii)	(iii)	(iv)	(v)	(vi)	(vii)	(viii)	(ix)		(x)	(xi)	(xii)	(xiii)	(xiv)
										Total as a % of total voting rights	No of voting rights Class / Class Total					
(a)	Mutual Funds	0	0	0	0	0	0	0.00	0	0	0	0	0	0	0	0
(b)	Venture Capital Funds	0	0	0	0	0	0	0.00	0	0	0	0	0	0	0	0
(c)	Alternate Investment Funds	0	0	0	0	0	0	0.00	0	0	0	0	0	0	0	0
(d)	Foreign Venture Capital Investors	0	0	0	0	0	0	0.00	0	0	0	0	0	0	0	0
(e)	Foreign Portfolio Investors	0	0	0	0	0	0	0.00	0	0	0	0	0	0	0	0
(f)	Financial Institutions/Banks	2	90	0	0	0	0	0.00	90	0	0	0	0	0	0	0
(g)	Insurance Companies	0	0	0	0	0	0	0.00	0	0	0	0	0	0	0	0
(h)	Provident / Pension Funds	0	0	0	0	0	0	0.00	0	0	0	0	0	0	0	0
(i)	Any Other (Specify)	0	0	0	0	0	0	0.00	0	0	0	0	0	0	0	0
(ii)	Sub Total (B)(1)	2	90	0	0	0	0	0.00	90	0	0	0	0	0	0	0
(j)	Individual Shareholders holding nominal share capital upto Rs 2 lakhs	0	0	0	0	0	0	0.00	0	0	0	0	0	0	0	0
(k)	Individual Shareholders holding nominal share capital in excess of Rs 2 lakhs	12	418783	0	0	0	0	0.00	418783	0	0	0	0	0	0	0
(l)	Sub Total (B)(2)	0	0	0	0	0	0	0.00	0	0	0	0	0	0	0	0
(m)	Sub Total (B)(1+2)	0	0	0	0	0	0	0.00	0	0	0	0	0	0	0	0
(n)	Non-Institutions	0	0	0	0	0	0	0.00	0	0	0	0	0	0	0	0
(o)	Individual shareholders holding nominal share capital upto Rs 2 lakhs	926	63768	0	0	0	0	0.32	63768	0	63768	0	0	0	0	1509
(p)	Individual Shareholders holding nominal share capital in excess of Rs 2 lakhs	12	418783	0	0	0	0	0.32	418783	0	418783	0	0	0	0	0
(q)	Sub Total (C)(1)	0	0	0	0	0	0	0.00	0	0	0	0	0	0	0	0
(r)	Sub Total (C)(2)	0	0	0	0	0	0	0.00	0	0	0	0	0	0	0	0
(s)	Sub Total (C)(1+2)	0	0	0	0	0	0	0.00	0	0	0	0	0	0	0	0
(t)	Total Public Shareholding (B) = (B)(1)+(B)(2)+(B)(3)	1020	5211901	0	0	0	0	26.06	5211901	0	5211901	26.06	0	0	0	1509

Details of shares which remain unclaimed may be given here along with details such as number of shareholders, outstanding shares held in demat/unclaimed suspense account, voting rights which are frozen etc.:

TABLE IV : Statement showing Shareholding Pattern of Non Promoter - Non Public Shareholder

30.09.2016

I (a) Name of DR Holder	II	III	IV	V	VI	VII = (IV+V+VI)	VIII = Shareholding % calculated as per SCRR 1957. As a % of (A+B+C2)	IX		X	XI	XII		XIII	XIV
								No. of voting rights Class X Class Y Total	Total as a % of total voting rights			(a) No	(b) As a % of Total shares held (b)		
1															
(a) Name of DR Holder		0	0	0	0	0	0	0	0	0	0	0	0	0	0
2															
(a) Name	Employee Benefit Trust (under SEBI Share based employee Benefit) Regulations, 2014														
Total non Promoter-non-Public Shareholding (C)=(C X1)+(C X2)		0	0	0	0	0	0	0	0	0	0	0	0	0	0


 Representative
CB MANAGEMENT SERVICES P.LTD.